



Government of India  
MINISTRY OF  
**AYUSH**

भारत सरकार

# GUIDELINES

for


**UNANI**

**PRACTITIONERS**

for

**COVID 19**





# GUIDELINES



for

**UNANI**

**PRACTITIONERS**

for

**COVID 19**



## Disclaimer

- This document does not claim any specific prevention, management or cure for COVID-19.
- This document is for the use of Unani practitioners only.
- These measures may possibly boost an individual's immunity against infection and provide symptomatic relief to the patients of upper respiratory tract infection.
- Unani physicians may adopt these guidelines as per feasibility and prevailing conditions.
- Unani physicians should follow the instructions issued from time to time by World Health Organization, Ministry of Health & Family Welfare and Ministry of AYUSH, Government of India.
- These guidelines are for immunity boosting and symptomatic relief only.

## Note

- Unani physicians may adopt these guidelines for themselves, to the extent possible.
- Unani physicians may also adopt these guidelines for enhancement of immunity of their family members against any possible infection.
- Mechanism may be devised for providing these measures to the willing members of general public.
- These guidelines are recommended by the Unani officers and researchers of Ministry of AYUSH in consultation with other academia, experts and leading practitioners of Unani Medicine.
- Essential Drug List, Unani Pharmacopoeia and other standard Unani reference books have been consulted while preparing this document.
- Unani physicians have the discretion to select the drugs based upon extent of the associated symptoms.
- Unani physicians are advised to maintain a record / data of use of these practices for symptomatic relief as per annexure attached to this document.

# Table of Contents

<b>About Covid-19</b>	<b>1</b>
<b>About Unani medicine</b>	<b>2</b>
<b>Prophylactic approach through Unani medicine</b>	<b>3</b>
• Unani single drugs	
• Unani formulation	
• Local application	
• Inhalation	
• Antivirals	
• Immunity enhancers	
<b>Symptom specific approach</b>	<b>5</b>
• Specific recommendations	
• Special care for elderly	
<b>Rationale behind selected approach</b>	<b>7</b>
<b>General measures</b>	<b>8</b>
<b>Recommendations For Unani Physicians</b>	<b>8</b>
<b>References</b>	<b>9</b>
<b>Patient Record Form</b>	<b>13</b>



# About Covid-19

COVID-19 is an infectious disease caused by the recently discovered novel Coronavirus. This disease was unknown before the outbreak began in Wuhan, China in December 2019. The most common symptoms of COVID-19 are fever, tiredness and dry cough. Some patients may have aches and pains, nasal congestion, runny nose, sore throat or diarrhoea and in case of serious illness develop difficulty in breathing. Older people and those with underlying medical problems like high blood pressure, heart problems or diabetes mellitus are more prone to develop serious illness. The World Health Organization has declared the COVID-19 as a pandemic and a global health emergency.

The number of cases of COVID-19 infection in India is increasing day by day. With the spread in many states, general measures like isolation, social distancing, regular use of masks and frequent washing of hands are being propagated. The Government of India has presently imposed a lockdown in the country as a way of preventing COVID-19 and breaking its chain of spread. The Government is also taking effective steps for early identification of the infection and providing adequate prevention and timely medical care.

The coming days will now decide whether there will be flattening of the curve or considerable increase in the number. In either case, the medical fraternity is geared up to handle the situation. However, when the infection affects a large number of population, the present healthcare system will be strained. It is expected that majority of COVID-19 positive patients, with mild or moderate symptoms, may recover on their own. Certain number of patients who are expected to suffer from severe to critically ill situations mainly belong to 60 years and above age group.

## About Unani medicine

Unani Medicine recognizes the influence of surroundings and ecological conditions on the state of health of human beings. Apart from treating disease conditions, Unani Medicine lays great emphasis on the prevention of disease and promotion of existing health through principles of six essential factors (*Asbab-e-Sitta Zarooriyah*) of life. It lays great emphasis on the maintenance of a proper ecological balance and on keeping air, water and food free from all possible pollution and pathogens(1). An eminent Unani physician Galen (129-200 CE) postulated that certain diseases caused by pollutants tend to be carried by wind and hence, do disseminate faster; these enter human body through respiratory route(2)

As per Unani classical wisdom, improving immunity with immune boosters is one of the key approaches for prevention of disease and maintenance of health. Therefore, a strategy to enhance immunity and provide symptomatic relief in upper respiratory tract infection is advocated in these guidelines for qualified Unani Medicine practitioners.



# Prophylactic approach through Unani medicine

Unani scholars have prescribed several single drugs as well as compound formulations for the prevention and treatment of infectious diseases in general. They have emphasized more on the use of certain drugs which are known to improve host immunity during the outbreak of epidemics, endemics and pandemics. *Ismail Jurjani* (1041-1136 CE) mentioned that use of *Tiryags* during epidemics strengthens the heart and keeps the body faculties strong(13). Single and compound Unani drugs mentioned hereunder, may prove to be beneficial and can be used under the supervision of qualified Unani physicians for possible immune-boosting / symptomatic relief in upper respiratory tract infections.



## Unani Single Drugs

- **Behi dana (*Cydonia oblonga*):** Antioxidant, immunomodulator, antiallergic(3) and anti- influenza.(4) (Dose is 3-5 gm)
- **Unnab (*Zizyphus jujuba*):** Anti-influenza(9), immunomodulator and antioxidant.(10) (Dose is 5 pcs.)
- **Sapistan (*Cordia myxa*):** Immunomodulator(5),(6), tracheal smooth muscle relaxant<sup>7</sup> and anti-oxidant.<sup>8</sup> (Dose is 9 pcs.)
- **Karanjwa (*Caesalpinia bonducella*):** Antipyretic(12), antimicrobial, anti-inflammatory and immunomodulator.(11) (Dose is 3 to 5 gm)

## Unani Formulation

*Tiryag-e-Arba* has *Dafae Sumoom* (antidote) and *Dafae Tashannuj* (anti-spasmodic) properties and used in the dose of 3-5 gm with lukewarm water.(13),(47) (Not recommended for diabetics)



## Local Application

In case of respiratory discomfort, local application of *Roghan-e-Babuna Sada* on chest is advocated (in quantity sufficient).(14), (47)

## Inhalation

*Arq-e-Ajeeb* 2-5 drops (47).

## Antivirals

Below mentioned Unani herbs have shown few leads to possess certain antiviral activities. They may be used under the supervision of a qualified Unani physician.

1. *Kalonji* (*Nigella sativa*): 1-2 gm (15), (47)
2. *Seer* (*Allium sativum*): 2-3 gm (16-20, (47)
3. *Zanjabeel* (*Zingiber officinale*): 5 gm (20-22, (47)
4. *Aslassus* (*Glycyrrhiza glabra*): 5-10 gm (23-28, (47)
5. *Afsanteen* (*Artemisia absinthium*): 3-5 gm (29-30)
6. *Tukhm-e-Kasoos* (*Cuscuta reflexa*): 15 gm (seeds) (31)
7. *Khayarshamber* (*Cassia fistula*): 10-20 gm (pulp) for gargle (32),(33),(47)
8. *Gilo* (*Tinospora cordifolia*): 5-10 gm (40),(41), (47)

**Note: Antiviral activity of the above-mentioned drugs against COVID-19 is not being claimed.**

## Immunity Enhancers

- Khameera Marwareed: 3-5 g (34),(47) (Not recommended for diabetics)
- Asgandh (Safoof): 5 g (35-39)



## Symptom Specific Approach

Symptom	Formulations	Dose according to age group
<b>Dry Cough</b>	<i>Habb-e-Surfa</i> (125-250 mg)	125 mg (pill) twice daily for 6-12 years of age
		250 mg (pill) twice daily for above 12 years of age
	<i>Khamira-e-Banafsha</i> (10-20 gm)  (Not recommended for diabetics)	5 gm twice daily for 6-12 years of age
		10 gm twice daily for above 12 years of age
	<i>Laoq-e-Sapistan</i> (10-20 gm)  (Not recommended for diabetics)	5 gm twice daily for 6-12 years of age
		10 gm twice daily for above 12 years of age
<i>Sharbat-e-Sadr</i> (20-40 ml) (Not recommended for diabetics)	10 ml twice daily for 6-12 years of age	
	20 ml twice daily for above 12 years of age	
<b>High Fever</b>	<i>Habb-e-Bukhar</i> (250-500 mg)	250 mg (pill) twice daily for 6-12 years of age
		500 mg (pill) twice daily for above 12 years of age

<b>High Fever</b>		500 mg (pill) twice daily for above 12 years of age
	<i>Habb-e-Mubarak</i> (1-2 gm)	1 gm (pill) twice daily for 6-12 years of age
		2 gm (pill) twice daily for above 12 years of age
<b>Sore Throat</b>	<i>Sharbat-e-Toot Siyah</i> (20-40 ml) (Not recommended for diabetics)	10 ml twice daily for 6-12 years of age
		20 ml twice daily for above 12 years of age
<b>Difficulty In Breathing</b>	<i>Laooq-e-Katan</i> (10-20 gm)	5 gm twice daily for 6-12 years of age
	(Not recommended for diabetics)	10 gm twice daily for above 12 years of age
	<i>Habb-e-Hindi Zeeqi</i> (125-250 mg)	125 mg (pill) twice daily for 6-12 years of age
		250 mg (pill) twice daily for above 12 years of age

*Note: Unani physicians attending to the patients may modify the dose / dosage form as per age of the patient and severity of the disease.*

## Specific Recommendations

### Prophylactic approach:

*Zanjabeel* (Zingiber officinale), *Gilo* (Tinospora cordifolia), *Aslassus* (Glycyrrhiza glabra), *Khameera Marwareed*, *Safoof Asgand*

### Symptomatic relief in upper respiratory tract infections:

*Behi dana* (Cydonia oblonga), *Unnab* (Zizyphus jujuba), *Sapistan* (Cordia myxa), *Karanjwa* (Caesalpinia bonducella), *Habb-e-Surfa*, *Khamira-e-Banafsha*, *Laoq-e-Sapistan*, *Sharbat-e-Sadr*, *Habb-e-Bukhar*, *Habb-e-Mubarak*, *Sharbat-e-Toot Siyah*, *Laoq-e-Katan*, *Habb-e-Hindi Zeeqi*

*Note: These medicines may be used as per details mentioned above.*

### Special Care For Elderly

Unani Medicine categorizes the elderly people under *Abdan-i Zaifa* (weaker bodies). Such population may have higher susceptibility for acquiring different illnesses. General guidelines are provided for maintaining their health (46), (48),(49):

- The diet should be in accordance with *Mizaj* (Temperament)
- Nutritive and easily digestible diet should be taken
- Frequent meals in small quantity
- Avoid drinking cold water
- Maintain good bowel habits
- Maintain adequate sleep
- Perform moderate exercises

### Rationale behind Selected approach

In Unani Medicine, prevention has been preferred to treatment. Its classical literature mentions that *Quwwat-i-Mudabbira-i-Badan / Tabi'at* (Medicatrix naturae) is the supreme power, which controls all the physiological functions of the body and provides immunity against diseases. The disease conditions are considered to occur due to weakened medicatrix naturae and may be

cured by its strengthening (including immunomodulation). Drugs for dry cough, sore throat, fever and difficulty in breathing may be used for supportive symptomatic relief.

### General Measures

- Maintain social distancing
- Frequent washing of hands with soap and water and use of alcohol-based sanitizer
- Avoid touching eyes, nose and mouth
- Use of face mask
- Practice good respiratory hygiene
- Maintain sanitation and general hygiene
- Isolation of vulnerable population like elderly people, pregnant women and people having co-morbid conditions such as hypertension and diabetes mellitus.
- Stress relieving measures are equally important to follow. Certain Unani drugs like *Sa'd Koofi* (*Cyperus rotundus*)(42), *Ood Saleeb* (*Paeonia emodi*)(43) and *Jadwar* (*Delphinium denudatum*)(44) may be beneficial.
- Fumigation (*Bakhoor*) of the house at frequent intervals with combination of Sandal (*Santalum album*) and *Kafoor* (*Cinnamomum camphora*)(45)

### Recommendations for Unani Physicians

- These guidelines are primarily for Unani physicians. They may adopt these guidelines, to the extent possible, as per feasibility and prevailing conditions.
- Unani physicians may also adopt these guidelines for enhancement of immunity of their family members against any possible infection.
- In addition, Unani physicians may devise a mechanism for providing these measures to the willing members of general public.

## References

1. [https://www.nhp.gov.in/concept-of-prevention-of-diseases-in-unani-medicine\\_mtl](https://www.nhp.gov.in/concept-of-prevention-of-diseases-in-unani-medicine_mtl)
2. Razi's unique approach to Amraz-e-Wabaiya (Infectious Diseases): An overview Athar Parvez, Zaheer Ahmed, Noman Anwar and Kabiruddin Ahmed International Journal of Herbal Medicine 2016; 4(6): 176-178
3. The medical importance of Cydonia oblonga- A review Prof Dr Ali Esmail Al-Snafi Department of Pharmacology, College of Medicine, Thi qar University, Nasiriyah, P O Box, 42, Iraq IOSR Journal of Pharmacy [www.iosrphr.org](http://www.iosrphr.org) (e)-ISSN: 2250-3013, (p)-ISSN: 2319-4219 Volume 6, Issue 6 Version. 2 (June 2016), PP. 87-99
4. Hamauzu Y, Yasui H, Inno T, Kume C, Omanyuda M. Phenolic profile, antioxidant property, and anti-influenza viral activity of Chinese quince (*Pseudocydonia sinensis* Schneid.), quince (*Cydonia oblonga* Mill.), and apple (*Malus domestica* Mill.) fruits. J Agric Food Chem. 2005 Feb 23;53(4):928-34.
5. Ali WR, Al-Asady ZT and Ibrahim AA. Immunomodulatory of *Cordia myxa* (L.) aqueous extract fruit in immunized mice with hydatid cyst fluid. Journal of Natural Science Research 2015; 5(10): 75-83.
6. Ad-Dahhan HAA. Detection of Immunomodulatory activity of alcoholic extract of *Cordia myxa* (L.) fruit. AL-Qadisyia Journal of Applied Sciences 2010; 15(4): 1-8.
7. Al-Bayatyy MAA and Al-Tahan FJ. Mechanism of the tracheal smooth muscle relaxant activity of the *Cordia myxa* plant extract in sheep. Iraqi Journal of Veterinary Medicine, 2008; 32(2): 214-226.
8. Afzal M, Obuekwe C, Khan AR and Barakat H. Antioxidant activity of *Cordia myxa* L. and its hepatoprotective potential. EJEAF Che 2007; 8(6): 2236-2242.
9. Hong EH, Song JH, Kang KB, et al. Anti-influenza activity of betulinic acid from on influenza A/PR/8 virus. Biomol Ther. 2015;23(4):345-349. doi:10.4062/biomolther.2015.019
10. Chi A, Kang C, Zhang Y, Tang L, Guo H, Li H, Zhang K. Immunomodulating and antioxidant effects of polysaccharide conjugates from the fruits of *Ziziphus Jujube* on Chronic Fatigue Syndrome rats. Carbohydr Polym. 2015 May 20;122:189-96. doi: 10.1016/j.carbpol.2014.12.082. Epub 2015 Jan 14.
11. Subbiah V, Nagaraja P, Narayan P, Nagendra HGR. Evaluation of Pharmacological Properties of *Caesalpinia bonducella* Seed and Shell Extract. Pharmacogn J. 2019; 11(1):150-154
12. Archana P, Tandan SK, Chandra S, Lal J, Antipyretic and Analgesic Activities of *Caesalpinia Bonducella* Seed Kernel Extract, Phytother Res, 2005, 19 (5), 376-81.
13. Ahmad al-Hasan Jurjani. Zakhira Khwar zam Shahi Vol. 3 (Part-10). Urdu

Translation by Hakim Hadi Husain Khan. Munshi Nawal Kishore, Lucknow. 1878. p. 1796.

14. National Formulary of Unani Medicine, Part-1. New Delhi: MOHFW. 2006, p-190.

15. Umar S, Muhammad Tanveer Munir, Sabir Subhan, Tariq Azam, Qamar un Nisa, Muhammad Irfan Khan, Wajid Umar, Zaib ur Rehman, Abdul Sattar Saqib, Muhammad Ali Shah, Protective and antiviral activities of *Nigella sativa* against avian influenza (H9N2) in turkeys, Journal of the Saudi Society of Agricultural Sciences, (2016), <http://dx.doi.org/10.1016/j.jssas.2016.09.004>.

16. Harazem R, Rahman SAE and El-Kenawy A. Evaluation of Antiviral Activity of *Allium Cepa* and *Allium Sativum* Extracts Against Newcastle Disease Virus. Alexandria Journal of Veterinary Sciences 2019; 61 (1): 108-118

17. Singh VK & Singh DK. Pharmacological Effects of Garlic (*Allium sativum* L.). ARBS Annual Review of Biomedical Sciences 2008;10:6-26.

18. Nagai K. Experimental studies on the preventive effect of garlic extract against infection with influenza virus. Jpn J Infect Dis 1973; 47:321-5

19. Zhen H, Fang F, Ye DY, Shu SN, Zhou YF, Dong YS, Nie XC, Li G. Experimental study on the action of allitridin against human cytomegalovirus in vitro: inhibitory effects on immediate early genes. Antiviral Res 2006; 72:68-74.

20. Rasool A, Khan MR, Ali MA, Anjum AA, Ahmed I, Mustafa G & Masood S. Anti-avian influenza virus H9N2 activity of aqueous extracts of *Zingiber officinalis* (Ginger) and *Allium sativum* (Garlic) in chick embryos. Pakistan journal of pharmaceutical sciences 2017;30(4):1341-1344

21. Chang JS, Wang KC, Yeh CF, Shieh DE, Chiang LC. Fresh ginger (*Zingiber officinale*) has anti-viral activity against human respiratory syncytial virus in human respiratory tract cell lines. Journal of Ethnopharmacology, 2013 ;145(1):146-151

22. Nassan, M.A.; Mohamed, E.H. Immunopathological and antimicrobial effect of black pepper, ginger and thyme extracts on experimental model of acute hematogenous pyelonephritis in albino rats. Int. J. Immunopath. Ph. 2014, 27, 531–541.

23. Hirabayashi K, Iwata S, Matsumoto H, Mori T, Shibata S, Baba M. Antiviral activity of glycyrrhizin and its modified compounds against human immunodeficiency virus type 1 and herpes simplex type 1 in vitro. Chem Pharm Bull. 1991; 39:112-5.

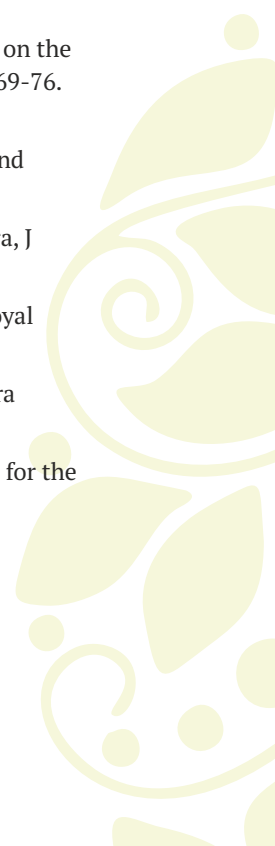
24. Fiore, C., Eisenhut, M., Krausse, R., Ragazzi, E., Pellati, D., Armanini, D., et al. Antiviral effects of *Glycyrrhiza* species. Phytother. Res 2008 ; 22: 141–148.

25. Sabouri Ghannad, M., Mohammadi, A., Safiallahy, S., Faradmal, J., Azizi, M., and Ahmadvand, Z. (2014). The effect of aqueous extract of *Glycyrrhiza glabra* on Herpes simplex virus 1. Jundishapur J. Microbiol. 7:e11616

26. Wang L, Yang R, Yuan B, Liu Y, and Liu C. The antiviral and antimicrobial activities of licorice, a widely-used Chinese herb. Acta Pharm. Sin 2015; 5: 310–315.

27. Crance JM, Scaramozzino N, Jouan A, Garin D. Interferon, ribavirin, 6-azauridine and glycyrrhizin: antiviral compounds active against pathogenic flaviviruses. US National Library of Medicine National Institutes of Health, March NCBI, Pubmed, 2003.

28. Michaelis M, Gieler J, Naczk P, Sithisarn P, Leutz A, Doerr HW, Jr JC; Glycyrrhizin Exerts Antioxidative Effects in H5N1 Influenza A Virus-Infected Cells and Inhibits Virus Replication and Pro-Inflammatory Gene Expression, Plos One 6 (5): 1970, journal. Vol.6, Issue 5 USA, pp. 1-5.
29. Ansari S, Siddiqui MA, Malhotra S, Maaz M. Antiviral efficacy of Qust (*Saussurea lappa*) and Afsanteen (*Artemisia absinthium*) for chronic Hepatitis B: A prospective single arm pilot clinical trial. Phcog Res 2018; 10:282-90.
30. Siddiqui MA, Ansari S. Efficacy of a Unani Formulation on Viral Load in Chronic Hepatitis B. Indo American Journal of Pharm Research. 2015;5(04):1487-90.
31. Awasthi LP. The purification and nature of an antiviral protein from *Cuscuta reflexa* plants. Arch Virol. 1981;70(3):215-23.
32. Min Zhou, Huan-Huan Xing, Yan Yang, Yue-De Wang, Kun Zhou, Wei Dong, Gan-Peng Li, Wei-Yao Hu, Qiang Liu, Xue-Mei Li, Qiu-Fen Hu, Three New Anthraquinones From the Twigs of *Cassia fistula* and Their Bioactivities, J Asian Nat Prod Res, 2017, 19 (11), 1073-1078.
33. Ghassani Yusuf, 1975, Kitabul Mutamad fi'l Adwiya al-Mufrada, Daru'l Marifa, Beirut, page 143.
34. Khan F, Ali S, Ganie BA, Rubab I. Immuno-potentiating effect of Khamira Marwarid, an herbo-mineral preparation. Methods Find Exp Clin Pharmacol. 2009; 31:513-22
35. Agarwal R, Diwanay S, Patki P, Patwardhan B, Studies on Immunomodulatory Activity of *Withania Somnifera* (*Ashwagandha*) Extracts in Experimental Immune Inflammation, J Ethnopharmacol, 1999,67 (1), 27-35.
36. Ziauddin M, Phansalkar N, Patki P, Diwanay S, Patwardhan B, Studies on the Immunomodulatory Effects of *Ashwagandha*, J Ethnopharmacol, 1996, 50 (2), 69-76.
37. Verma SK, Shaban A, Purohit R, Chimata ML, Geeta Rai G, Verma OP, Immunomodulatory activity of *Withania somnifera* (L.), Journal of Chemical and Pharmaceutical Research, 2012, 4(1):559-561.
38. Davis L, Kuttan G, Immunomodulatory Activity of *Withania Somnifera*, J Ethnopharmacol, 2000, 71 (1-2), 193-200.
39. Fazlullah M, YNM, Makhzanul Mufradat Maroof ba Jamiul Adwiya, Royal Printing Press, Lucknow, p. 35.
40. Singh D and Chaudhuri PK. Chemistry and Pharmacology of *Tinospora cordifolia*. Natural Product Communications, 2017, 12 (2):299-308.
41. Chetan B, Nakum A. Use of natural compounds, chitin and tinosporin for the





treatment of the targeted viruses (retroviruses) (HIV-1, HIV-2) all subgroups, HTLV and other viral disease. Indian patent Appl. IN 2010 MU01350 A 20100730.

42. Haja Sherief et al., Evaluation of Central nervous system activities of *Cyperus rotundus* L. extract on rodents. *Current Research in Neuroscience*. 2015; 5: 10-19.
43. Zaidi SMA et al., Effect of repeated administration of *Paeonia emodi* Wall root extract in experimental models of epilepsy and behavior. *Journal of Pharmacology and Toxicology*. 2012; 7 (2): 64-77.
44. Abid M et al., In vivo psychopharmacological investigation of *Delphinium denudatum* and *Amaranthus spinosus* extracts on wistar rats. *Basic Clin. Neurosci*. 2017; 8 (6): 503-512.
45. Baghdadi, S, 2011, *Al-Mughni fi Tadbir al-Amraz wa Ma'rifa al-Ilal wa'l Araz*, 1st ed. *Daru'l Minhaj*, p. 623-624.
46. Itrat M, Khan JA. Anti-aging drugs in Unani medicine. *Journal of pharmaceutical and scientific innovation* (2014); 3(1):1-3.
47. Anonymous, 2013, *Essential Drugs List-Unani Medicine*, Ministry of AYUSH, New Delhi, 2-4.
48. Ibn Sina. *Al qanoon fit tib* (Urdu translation by GH Kantoori) vol. I, Aijaz Publication, Delhi. 2010 :194-96.
49. Majusi AIA *Kamilus Sana'ah* (Urdu translation by Ghulam H Kantoori), Central Council for Research in Unani Medicine, New Delhi 2010;2(1) :131-133.



**Registration No:**

Date of Starting Proposed Unani Medicine Approach: Date of Completion:

**Demographic Data**

NAME:			
Age:			
Sex: <input type="checkbox"/> F/M			
FATHER'S/SPOUSE'S NAME			
Address:			
Phone No: Email:			
Occupation:			
Socio-economic conditions: Lower/ Middle / Higher			

**History of Exposure**

Healthcare Worker? Yes <input type="checkbox"/> No <input type="checkbox"/>			
Others (Please specify)			
<b>CHIEF COMPLAINTS</b>			
History of fever		Yes <input type="checkbox"/>	No <input type="checkbox"/>
Cough		Yes <input type="checkbox"/>	No <input type="checkbox"/>
Dyspnoea (shortness of breath) or Tachypnoea*		Yes <input type="checkbox"/>	No <input type="checkbox"/>
Sore throat		Yes <input type="checkbox"/>	No <input type="checkbox"/>
Runny nose		Yes <input type="checkbox"/>	No <input type="checkbox"/>
General weakness		Yes <input type="checkbox"/>	No <input type="checkbox"/>
Headache		Yes <input type="checkbox"/>	No <input type="checkbox"/>
Irritability/confusion		Yes <input type="checkbox"/>	No <input type="checkbox"/>
Nausea/Vomiting		Yes <input type="checkbox"/>	No <input type="checkbox"/>
Diarrhea		Yes <input type="checkbox"/>	No <input type="checkbox"/>
Others:			
<b>Travel History</b> (If yes, please specify)			
<b>Contact History</b> (If yes, please specify)			
<b>Date of onset and vital signs</b>			
Symptom onset (date of first/earliest symptom)	[.D.] [D.] [M.] [M.] [2.] [0.] [Y.] [Y.]		
Temperature	[ ] [ ]	[.] [ ]	]°F
Heart rate	[ ] [ ]	[ ] [ ]	]beats/min
Respiratory rate	[ ] [ ]	[ ] [ ]	]breaths/min
BP	[ ] [ ]	[ ] [ ]	](systolic)
	[ ] [ ]	[ ] [ ]	](diastolic) mmHg
Dehydration	Yes <input type="checkbox"/>	No <input type="checkbox"/>	
Height:	[ ] [ ]	[ ] [ ]	]cm
Weight:	[ ] [ ]	[ ] [ ]	]kg

Co-Morbidities		
Chronic cardiac disease	Yes <input type="checkbox"/>	No <input type="checkbox"/>
Hypertension	Yes <input type="checkbox"/>	No <input type="checkbox"/>
Chronic pulmonary disease	Yes <input type="checkbox"/>	No <input type="checkbox"/>
Asthma	Yes <input type="checkbox"/>	No <input type="checkbox"/>
Chronic kidney disease	Yes <input type="checkbox"/>	No <input type="checkbox"/>
Chronic liver disease	Yes <input type="checkbox"/>	No <input type="checkbox"/>
Chronic neurological disorder	Yes <input type="checkbox"/>	No <input type="checkbox"/>
Diabetes mellitus	Yes <input type="checkbox"/>	No <input type="checkbox"/>
Smoking	Yes <input type="checkbox"/>	No <input type="checkbox"/>
Tuberculosis	Yes <input type="checkbox"/>	No <input type="checkbox"/>
Malignant neoplasm	Yes <input type="checkbox"/>	No <input type="checkbox"/>
Others If yes, specify		
Medication History		

### Mizāj (Temperament) of Patients

- *Damwī* (Sanguine)
- *Balghamī* (Phlegmatic)
- *Safrāwī* (Bilious)
- *Sawdāwī* (Melancholic)

Parameter	<i>Damwī</i> (Sanguine)	<i>Balghamī</i> (Phlegmatic)	<i>Safrāwī</i> (Bilious)	<i>Sawdāwī</i> (Melancholic)
<b>Complexion</b>	Ruddy (Reddish/Wheatish Brown)	Chalky (Whitish)	Pale (Yellowish)	Purple (Blackish)
<b>Built</b>	Muscular & Broad	Fatty & Broad	Muscular & Thin	Skeleton
<b>Touch</b>	Hot & Soft	Cold & Soft	Hot & Dry	Cold & Dry
<b>HAIR</b>	Black & Thick, Rapid Growth	Black & Thin Slow Growth	Brown & Thin Rapid Growth	Brown & Thin Slow Growth
<b>Movement</b>	Active	Dull	Hyperactive	Less Active
<b>Diet (Most Liked)</b>	Cold & Dry	Hot & Dry	Cold & Moist	Hot & Moist
<b>Weather (Most Suitable)</b>	Spring	Summer	Winter	Autumn
<b>Sleep</b>	Normal (6-8 hours)	In excess	Inadequate	Insomnia
<b>Pulse</b>	Normal in Rate (70-80/min) Large in Volume	Slow in Rate (60-70/min) Normal in Volume	Rapid in Rate (80-100/min) Normal in Volume	Slow in Rate (60-70/min) Less in Volume
<b>Emotions</b>	Normal	Calm & Quiet	Angry	Nervous

(Maximum number of ticks in a particular column denotes the dominant temperament.)

**Provisional Diagnosis:**

**Final Diagnosis:**

*Physician's Initial*

**Proposed Unani Medicine Approach**

Details of Drugs	Dosage Form	Dose & Frequency	Route and Method of Drug Administration

**A. Clinical Assessment:**

S. No.	Clinical Symptoms	Before Proposed Unani Medicine Approach (0-5 Scale)	After Proposed Unani Medicine Approach (0-5 Scale)
1.	Fever		
2.	Sore Throat		
3.	Cough		
4.	Dyspnoea (Shortness of breath)		
5.	Sore throat		
6.	Runny nose		
7.	General weakness		
8.	Headache		
9.	Irritability/confusion		
10.	Nausea/Vomiting		
11.	Diarrhea		
12.	Others		

**B. Adverse Events, if any:**

Physician's Initial

**Disclaimer**

These guidelines are in addition to the standard treatment guidelines of Ministry of Health and Family Welfare, Govt of India and also vetted by the Interdisciplinary AYUSH Research and Development Task Force setup by Ministry of AYUSH, Govt of India

The background features a light green gradient with several overlapping circles in shades of yellow, orange, and green. In the top left corner, there is a stylized illustration of a virus particle with a circular head and several protruding spikes.

## **GUIDELINES** for **UNANI PRACTITIONERS** for **COVID 19**

Unani scholars have prescribed several single drugs as well as compound formulations for the prevention and treatment of infectious diseases in general. They have emphasized more on the use of certain drugs which are known to improve host immunity during the outbreak of epidemics, endemics and pandemics. Ismail Jurjani (1041-1136 CE) mentioned that use of Tiryaaqs during epidemics strengthens the heart and keeps the body faculties strong<sup>13</sup>. Single and compound Unani drugs mentioned hereunder, may prove to be beneficial and can be used under the supervision of qualified Unani physicians for possible immune-boosting / symptomatic relief in upper respiratory tract infections.

 <http://ayush.gov.in> |  [www.facebook.com/moayush](http://www.facebook.com/moayush) |  [twitter.com/moayush](http://twitter.com/moayush)

**MINISTRY OF AYUSH**  
**AYUSH BHAWAN, B Block, GPO Complex, INA, NEW DELHI - 110023**